

IMPROVEMENTS TO VILLAS 1 & ADMINISTRATIVE OFFICE BUILDING



Balneario Publico de Boqueron, PR

ISSUED FOR BID - NOT FOR CONSTRUCTION

CATASTRO #380-000-002-08-903



LOCATION PLAN	FLOOD PLAN	ZONING PLAN	CONSULTANTS:	SHEET INDEX	CERTIFICATION
CATASTRO # 380-000-002-08-903	FLOOD PLAN DATE	MUNICIPALITY			
				T-001 ST-100 A-101 A-102 A-103 A-201 A-202	YO, ING. MANUEL BERMUDEZ PAGAN, LICENCIA 15,572, CERTIFICO QUE SOY EL PROFESIONAL QUE CONFECCIONNO, PREPARO Y/O DISENO ESTOS PLANOS Y LAS ESPECIFICACIONES COMPLEMENTARIAS. TAMBIEN CERTIFICO QUE ENTIENDO QUE DICHS PLANOS Y ESPECIFICACIONES CUMPLEN CON LAS DISPOSICIONES APPLICABLES DEL REGLAMENTO Y CODIGOS DE CONSTRUCCION VIGENTES DE LAS AGENCIAS, JUNTAS REGLAMENTADORAS O CORPORACIONES PUBLICAS CON JURISDICCION. CERTIFICO ADEMAS, QUE EN LA PREPARACION DE ESTOS PLANOS Y ESPECIFICACIONES SE HA CUMPLIDO CAVALMENTE CON LO DISPUESTO EN LA LEY NU. 14 DEL 8 DE ENERO DEL 2004. SEGUN ENMENDADA, CONOCIDA COMO LA "LEY PARA LA INVERSION POR LA INDUSTRIA PUERTORRIQUEÑA" Y CON LA LEY NUM. 96 DEL 6 DE JULIO DEL 1978, SEGUN ENMENDAD, SEGUN APLIQUE RECONOZCO QUE CUALQUIER DECLARACION FALSA O FALSIFICACION DE LOS HECHOS QUE SE HAYA PRODUCIDO POR DESCONOCIMIENTO O POR NEGLIGENCIA YA SEA POR MI, MIS AGENTES O EMPLEADOS, O POR OTRAS PERSONAS CON MI CONOCIMIENTO, ME HACEN RESPONSABLE DE CUALQUIER ACCION JUDICIAL Y DISCIPLINARIA POR LA OGP.
IMPROVEMENTS TO VILLAS 1 & ADMINISTRATIVE OFFICE BUILDING					
Balneario Publico de Boqueron, PR					
PROJECT NO.					
ISSUE DATE:					
04/27/23					
TITLE SHEET					
T-001					
Scale 1/8" = 1'-0"					

PROFESSIONAL SEAL:



M2A GROUP, PSC

ING. MANUEL BERMUDEZ PAGAN
LICENSE: 15572
800 N. RIVERA
CONDOMINIO CENTER, SUITE D-305
SAN JUAN, PR 00925
TEL: (939) 338-2121

IMPROVEMENTS TO VILLAS 1 & ADMINISTRATIVE OFFICE BUILDING

Balneario Publico de Boqueron, PR

PROJECT NO.

ISSUE DATE:
04/27/23

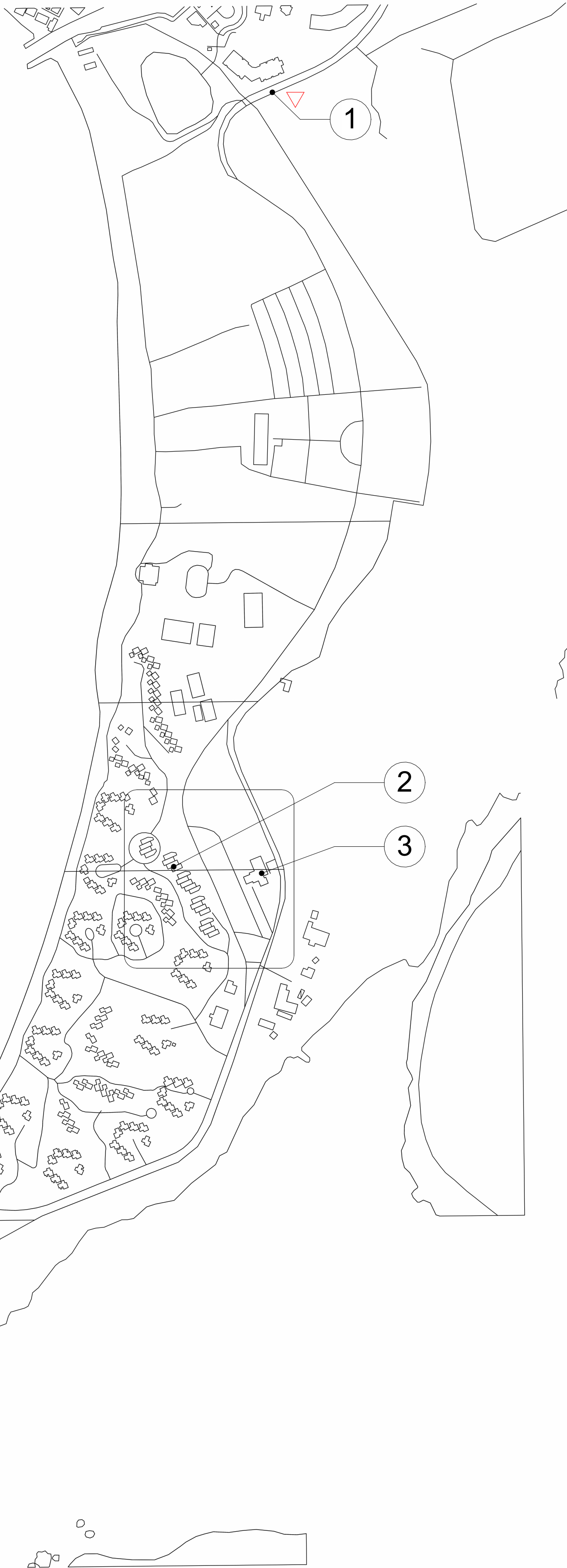
TITLE SHEET

T-001

Scale 1/8" = 1'-0"

KEY	DESCRIPTION
1	Entrance
2	Villas 1 Buildings Complex
3	Villas 1 Buildings Complex

SECURITY CAMERA



1 SITE PLAN - BALNEARIO DE BOQUERON
1" = 300'-0"



2 VILLAS 1 - ENLARGED SITE PLAN
1/64" = 1'-0"

GENERAL NOTES

- ALL CONSTRUCTION WORK SHALL BE PERFORMED IN ACCORDANCE WITH APPLICABLE LOCAL, STATE, AND FEDERAL REGULATIONS, CODES, AND STANDARDS.
- ALL MATERIALS AND PRODUCTS USED IN CONSTRUCTION SHALL MEET OR EXCEED APPLICABLE CODES AND STANDARDS.
- DIMENSIONS AND QUANTITIES SHOWN SHOULD BE CONFIRMED ON SITE BY CONTRACTOR PRIOR TO WORK TO BE PERFORMED.

DEMOLITION NOTES

- ALL DEMOLITION WORK SHALL BE PERFORMED IN ACCORDANCE WITH APPLICABLE LOCAL, STATE, AND FEDERAL REGULATIONS.
- PRIOR TO ANY DEMOLITION WORK, A PRE-DEMOLITION SURVEY SHALL BE CONDUCTED TO IDENTIFY AND DOCUMENT ANY EXISTING CONDITIONS, SUCH AS UTILITIES AND STRUCTURAL ELEMENTS, THAT MAY IMPACT THE DEMOLITION PROCESS.
- ALL UTILITIES, SUCH AS ELECTRICAL, PLUMBING, AND HVAC, SHALL BE SAFELY DISCONNECTED AND CAPPED OFF PRIOR TO ANY DEMOLITION WORK.
- ALL DEMOLITION DEBRIS SHALL BE PROPERLY DISPOSED OF IN ACCORDANCE WITH LOCAL REGULATIONS AND IN A MANNER THAT DOES NOT CREATE A HAZARD TO PUBLIC HEALTH OR SAFETY.
- THE CONTRACTOR SHALL TAKE ALL NECESSARY PRECAUTIONS TO PROTECT ADJACENT AREAS AND STRUCTURES FROM DAMAGE DURING THE DEMOLITION PROCESS.
- THE CONTRACTOR SHALL PROVIDE ADEQUATE VENTILATION AND DUST CONTROL MEASURES TO MINIMIZE THE SPREAD OF DUST AND DEBRIS DURING DEMOLITION.
- THE CONTRACTOR SHALL REMOVE ALL DEMOLISHED MATERIALS AND DEBRIS FROM THE PROJECT SITE ON A DAILY BASIS TO MAINTAIN A CLEAN AND SAFE WORK ENVIRONMENT.
- UPON COMPLETION OF THE DEMOLITION WORK, THE CONTRACTOR SHALL LEAVE THE SITE IN A CLEAN, SAFE, AND STABLE CONDITION.
- ALL WORK SHALL BE PERFORMED BY LICENSED AND INSURED CONTRACTORS IN ACCORDANCE WITH INDUSTRY STANDARDS AND BEST PRACTICES

SCOPE OF WORK

VILLAS 1 - EXTERIOR SITE - SCOPE OF WORK

- REMOVE AND REPLACE EXTERIOR LIGHTS FIXURES
- REMOVE AND REPLACE OUTDOOR SHOWER (FLUSH DRAIN/ FAUCET/ FITTINGS)
- REMOVE AND REPLACE EXTERIOR CERAMIC TILE
- REPAIR CONCRETE CRACKS
- REPLACE WOODEN FENCE 12 X 6
- REPLACE CYCLON FENCE
- REPAIR FRONT SIDE WALK
- INSTALL SECURITY CAMERAS. INCLUDES PROVIDING EQUIPMENT SPACE AT ADMINISTRATIVE OFFICES BUILDING. LOCATION TO BE DETERMINED BY OWNER.
- INSTALL ACCESS CONTROL GATES (2) AT FACILITY ENTRANCE.
- MAR SIN BARRERAS STRUCTURE DEMOLITION - INCLUDES SHORING (BID ALTERNATE)
- REPAIR SANITARY SYSTEM
- APPLY PRESSURE WASHING ALL BUILDING: ALL WALLS,FLOORS AND TOP ROOF. SEE SPECS FOR DETAILS
- APPLY TWO COATS OF PAINT IN ALL BUILDING : ALL WALLS AND STAIRS. SEE SPECS FOR DETAILS
- APPLY ROOF TREATMENT IN ALL TOP ROOF BUILDING : EXISTING ROOF TREATMENT ELASTOMERIC

PROFESSIONAL SEAL:



M2A GROUP, PSC

ING. MANUEL BERMUDEZ PAGAN
LICENSE: 18572
SAN JUAN, PR 00925
TEL: (939) 338-2121

IMPROVEMENTS TO VILLAS 1 &
ADMINISTRATIVE OFFICE BUILDING

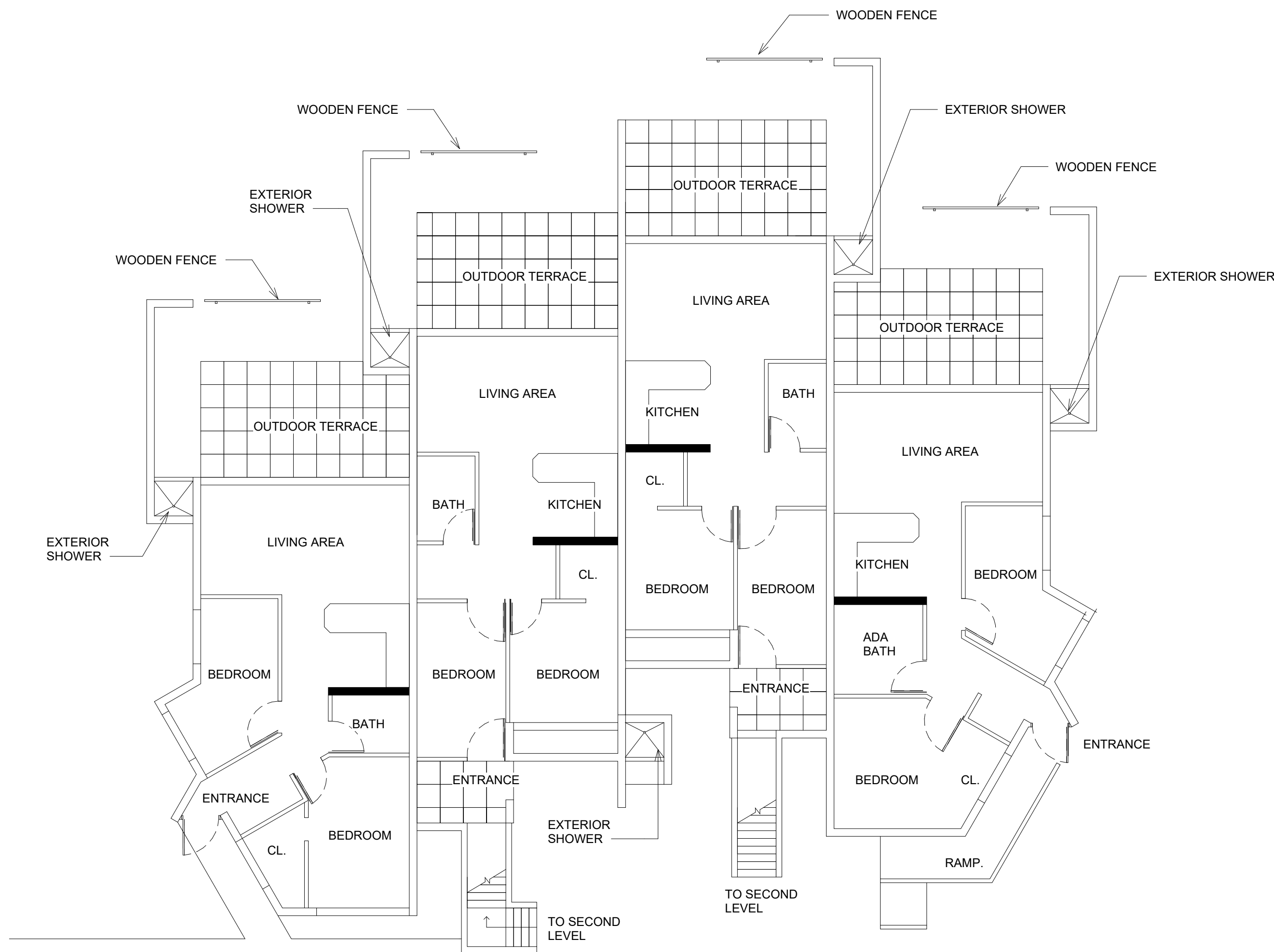
Balneario Publico de Boqueron, PR

ISSUE DATE:
03/13/23

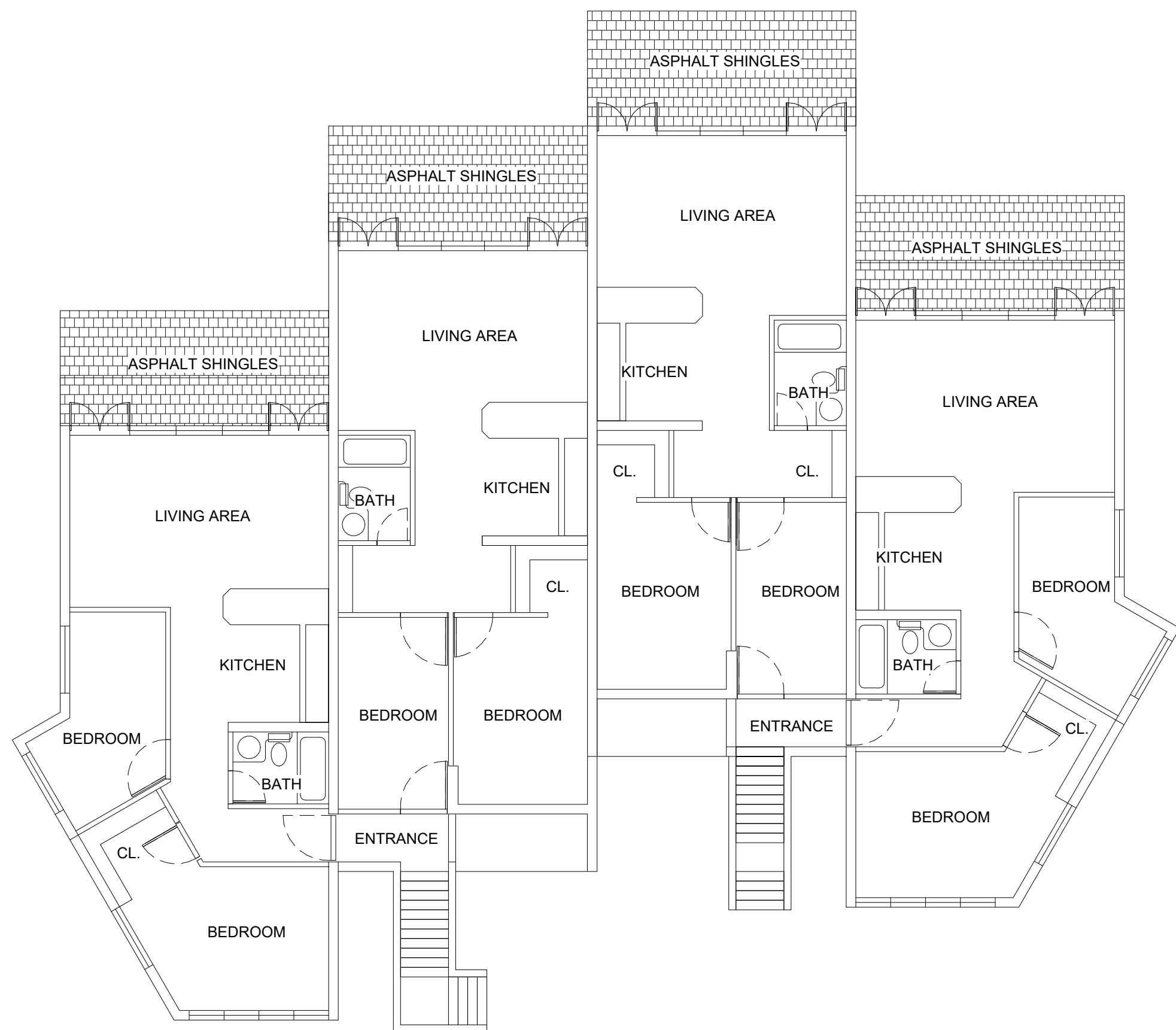
SITE PLAN

ST-100

Scale As indicated



1 VILLAS 1 - AAA, BBB, DDD, EEE - TYPICAL 1ST FLOORPLAN
1/8" = 1'-0"



2 VILLAS 1 - AAA, BBB, DDD, EEE - TYPICAL 2nd FLOORPLAN
1/8" = 1'-0"

SCOPE OF WORK

INTERIOR - VILLAS 1 - SCOPE OF WORK

BALCONY

1. REMOVE AND REPLACE ASPHALT SHINGLES. 18' X 8' AREA.
2. REPAIR WALL CONCRETE CRACK
3. REMOVE AND REPLACE TREATED WOOD (AREA FOR DRYING TOWELS AND CLOTHES)
4. REMOVE AND REPLACE OUTDOOR SHOWER (FLUSH DRAIN/ FAUCET/ FITTINGS)
5. APPLY COATING TO LATICE PARTITION PAINT WOOD STAIN & SEALER
6. WOODEN TABLE BENCH
7. REPLACE OUTDOOR WALL LAMP
7. REPLACE GFI RECEPTACLE AND COVER WATERPROOF

LIVING ROOM / KITCHEN

1. REMOVE EXISTING SLIDING DOOR & REPLACE WITH NEW DOORS WITH HARDWARE - SEE TECH SPECS
2. REMOVE (WOOD COUNTER /FRAME/FITTING) AND INSTALL NEW
3. REMOVE (WOODEN CABINETS) AND INSTALL NEW CABINETS
4. REPLACE KITCHEN FAUCET
5. REPLACE WINDOW OPERATOR
6. REPLACE WINDOW SCREEN
7. REPLACE ELECTRICAL MAIN BREAKER COVER - SEE TECH. SPECS
8. INSTALL EMERGENCY LIGHTS
9. REPLACE SWITCH AND COVER 120 V
10. REPLACE POWER OUTLET RANGE 240V
11. REPLACE POWER OUTLETS AND COVERS 120 V
12. REPLACE GFI RECEPTACLE
13. REPLACE CELLING LIGHT FIXTURES
14. REPLACE SMOKE DETECTOR
15. REPLACE FIRE EXTINGUISHER AND BRACKET
16. REPAIR PERMANENT BENCH

BATHROOM

1. REPLACE WOOD DOOR WITH HARDWARE - SEE TECH SPECS
2. REPLACE SINK FAUCET SHOWER
3. REPLACE SINK FAUCET & CABINETS
4. REPLACE WOODEN WALL AND INSTALL NEW DIVISION WALL
5. REPLACE EXHAUST FANS
6. REPLACE STEEL SOAP DISH
7. REPLACE WALL LIGHT FIXTURES
8. REPLACE GFCI OUTLET
9. REPLACE SWITCH AND COVER 120 V
10. REPLACE DRAIN COVER
11. REPLACE TOILET WITH MANUAL PRESSURE FLUSH VALVE TO MATCH EXISTING
12. HC SHOWER CHAIR & HC GRAB BAR (6FT L FORM) ONLY IN HANDICAPPED

MASTER BEDROOM

1. REPLACE WOOD DOOR WITH HARDWARE
2. REPLACE ELECTRICAL SWITCH AND COVERS
3. REPLACE ELECTRICAL RECEPTACLE AND COVERS
4. REPLACE WINDOW OPERATORS
5. REPLACE SMOKE DETECTOR COMPATIBLE WITH FIRE ALARM PANEL
6. REMOVE AND DISPOSAL OF WOOD BASEBOARD (SEE SPECS FOR THE PROPOSED WORK)
7. REPLACE LIGHT FIXTURES

BEDROOM

1. REPLACE WOOD DOOR WITH HARDWARE TO MATCH EXISTING
2. REPLACE WINDOW OPERATORS
3. REPLACE ELECTRICAL SWITCH AND COVERS
4. REPLACE ELECTRICAL RECEPTACLES AND COVERS
5. REPLACE SMOKE DETECTOR COMPATIBLE WITH FIRE ALARM PANEL
6. REPLACE CELLING LIGHT FIXTURES

HALLWAY

1. REPLACE WOOD DOOR WITH HARDWARE TO MATCH EXISTING

GENERAL WORK

1. APPLY ONE COAT OF PRIMER AND TWO COATS OF PAINT IN ALL APARTMENT AT THE BALCONY: ALL WALLS.
2. APPLY ONE COAT OF PRIMER AND TWO COATS OF PAINT IN ALL APARTMENT INTERIORS AND AT THE BALCONY: ALL WALLS, AND CEILING ROOF.

EXTERIOR SITE - VILLAS 1 - SCOPE OF WORK

1. REMOVE AND REPLACE EXTERIOR LIGHTS FIXURES
2. REMOVE AND REPLACE OUTDOOR SHOWER (FLUSH DRAIN/ FAUCET/ FITTINGS) - FRONT
3. REMOVE AND REPLACE EXTERIOR CERAMIC TILE
4. REMOVE AND REPLACE CONCRETE CRACK ALL BUILDING AND REPAIR
5. REPLACE APARTMENTS SIGNS
6. REPAIR FRONT SIDE WALK
7. APPLY PRESSURE WASHING ALL BUILDING: ALL WALLS,FLOORS AND TOP ROOF. SEE SPECS FOR DETAILS
8. APPLY TWO COATS OF PAINT IN ALL BUILDING : ALL WALLS AND STAIRS. SEE SPECS FOR DETAILS
9. APPLY ROOF TREATMENT IN ALL TOP ROOF BUILDING : EXISTING ROOF TREATMENT ELASTOMERIC

NOTE: REFER TO BID PACKAGE ESTIMATE FORMS FOR QUANTITIES AND DIMENSIONS INFORMATION.

PROFESSIONAL SEAL:



M2A GROUP, PSC

ING. MANUEL BERMUDEZ PAGAN
LICENSE: 18572
800 N. RIVERA
CONDOR CENTER, SUITE D-305
SAN JUAN, PR 00925
TEL: (939) 338-2121

IMPROVEMENTS TO VILLAS 1 & ADMINISTRATIVE OFFICE BUILDING

Baño Público de Boqueron, PR

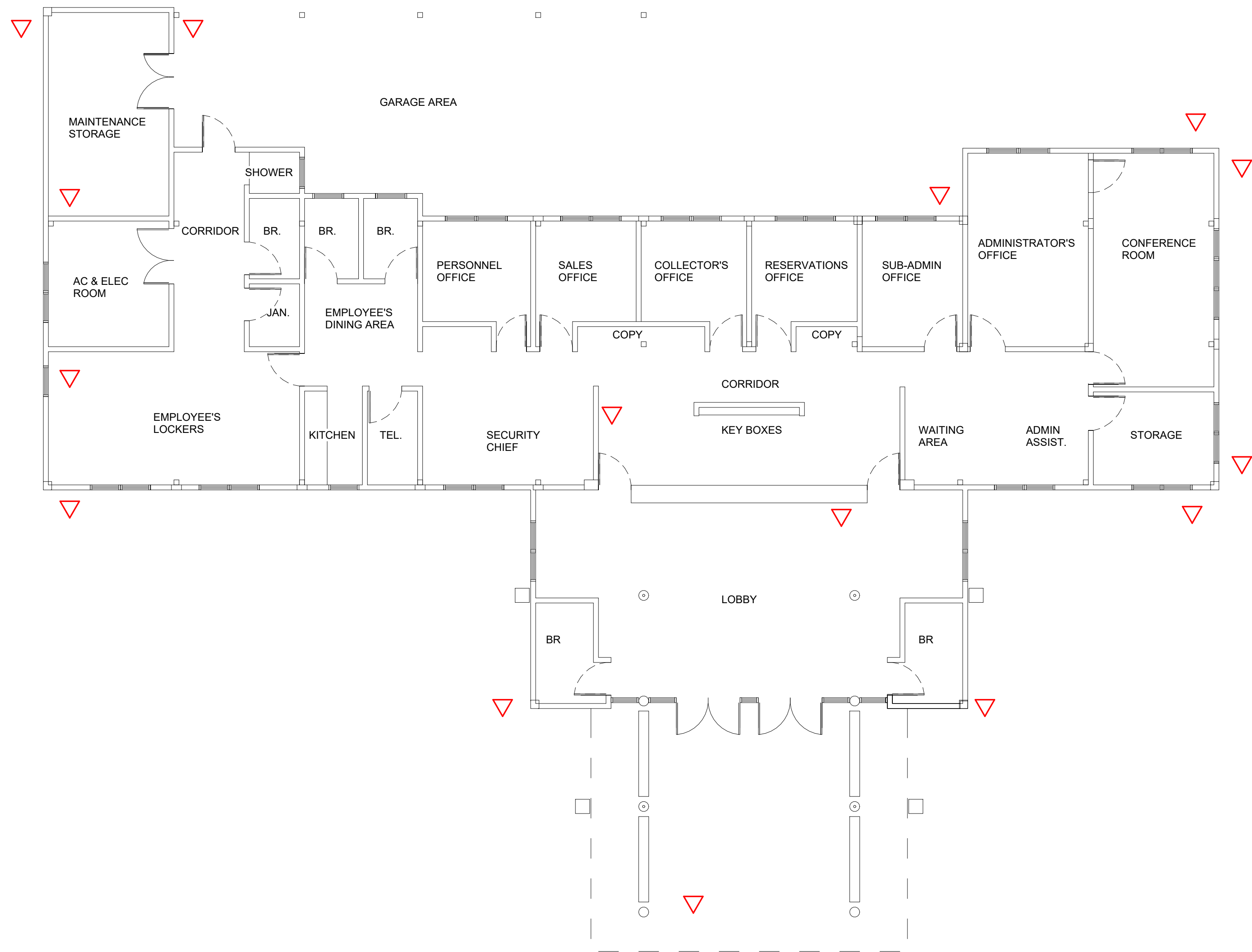
ISSUE DATE:

03/13/23

FLOORPLAN -
TYPICAL VILLAS 1

A-101

Scale As indicated



1 FLOORPLAN - ADMIN BUILDING
1/8" = 1'-0"

KEY
△ SECURITY CAMERA LOCATION

SCOPE OF WORK

ADMINISTRATIVE OFFICES - SCOPE OF WORK

LOBBY

1. REMOVE AND REPLACE WALL GYPSUM BOARD
2. REMOVE AND REPLACE ENTRY DOOR
3. REPLACE WALL LAMPS
4. REPLACE EXIT SIGNS

OFFICES

1. REMOVE AND REPLACE CEILING TILE 4X2
2. REMOVE (WOODEN CABINETS) AND INSTALL NEW CABINETS
3. REPLACE KITCHEN FAUCET
4. REPLACE WINDOW OPERATOR
5. INSTALL EMERGENCY LIGHTS
6. REPLACE SWITCH AND COVER 120 V
7. REPLACE POWER OUTLET RANGE 240V
8. REPLACE POWER OUTLETS AND COVERS 120 V
9. REPLACE GFI RECEPTACLE
10. REPLACE CELLING LAMPS 4X6
11. REPLACE SMOKE DETECTOR

BATHROOMS MEN AND WOMEN

1. REPLACE SINK FAUCET
2. REPLACE SINK FAUCET
3. REPLACE GFCI OUTLET
4. REPLACE SWITCH AND COVER 120 V
5. REPLACE TOILET WITH MANUEL PRESSURE FLUSH VALVE TO MATCH EXISTING

STORAGE

1. REPLACE LOUVER DOOR WITH HARDWARE
2. REPLACE ELECTRICAL SWITCH AND COVERS
3. REPLACE ELECTRICAL RECEPTACLE AND COVERS
4. REPLACE LAMPS

INTERIOR PARKING

1. REMOVE AND REPLACE CEILING GYPSUM BOARD
2. REPLACE ELECTRICAL SWITCH AND COVERS
3. REPLACE ELECTRICAL RECEPTACLES AND COVERS
4. REPLACE CELLING LIGHTS
5. APPLY ONE COAT OF PRIMER AND TWO COATS OF PAINT IN ALL INTERIORS ALL WALLS AND CEILING LOBBY

SECURITY CAMERAS

1. INSTALL SECURITY CAMERAS. LOCATION SHOWN TO BE CONFIRMED BY ADMINISTRATION. SECURITY CAMERA EQUIPMENT TO BE COORDINATED WITH MANAGEMENT PERSONNEL.

NOTE: REFER TO BID PACKAGE ESTIMATE FORMS FOR QUANTITIES AND DIMENSIONS INFORMATION.

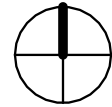
PROFESSIONAL SEAL:



M2A GROUP, PSC

ING. MANUEL BERMUDEZ PAGAN
LICENSE: 18772
800 AV. BOQUERON, SUITE 305
SAN JUAN, PR 00925
TEL: (939) 338-2121

IMPROVEMENTS TO VILLAS 1 &
ADMINISTRATIVE OFFICE BUILDING



Baño Público de Boqueron, PR


PROJECT NO.

ISSUE DATE:
03/13/23

FLOOR PLAN -
ADMINISTRATION
BUILDING

A-102

Scale As indicated



Aerial View



1



2



3

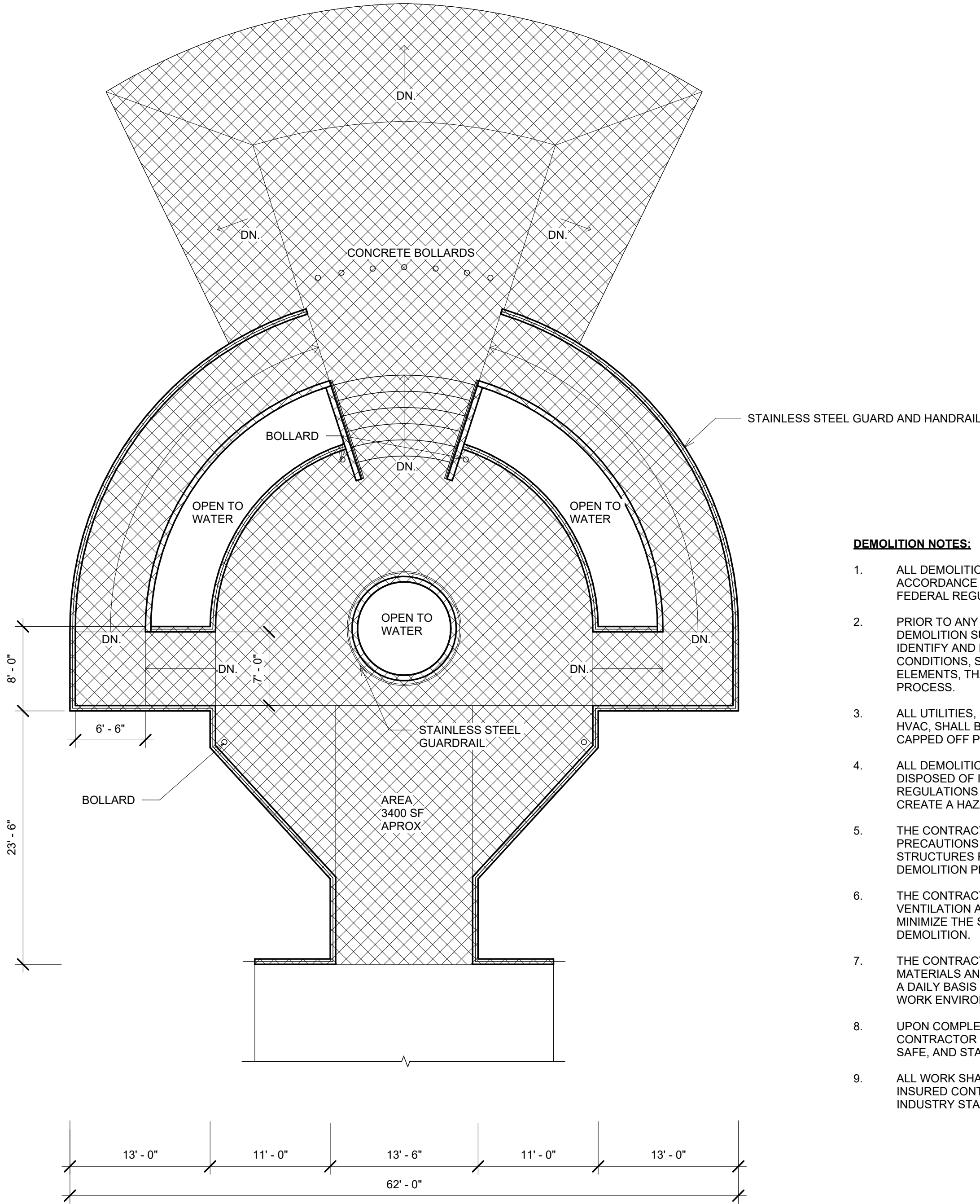


4



5

NOTE:
PHOTOS ARE FOR REFERENCE USE ONLY. CONTRACTOR SHALL
BE RESPONSIBLE FOR VERIFYING EXISTING CONDITIONS ON SITE.



- DEMOLITION NOTES:**
- ALL DEMOLITION WORK SHALL BE PERFORMED IN ACCORDANCE WITH APPLICABLE LOCAL, STATE, AND FEDERAL REGULATIONS.
 - PRIOR TO ANY DEMOLITION WORK, A PRE-DEMOLITION SURVEY SHALL BE CONDUCTED TO IDENTIFY AND DOCUMENT ANY EXISTING CONDITIONS, SUCH AS UTILITIES AND STRUCTURAL ELEMENTS, THAT MAY IMPACT THE DEMOLITION PROCESS.
 - ALL UTILITIES, SUCH AS ELECTRICAL, PLUMBING, AND HVAC, SHALL BE SAFELY DISCONNECTED AND CAPPED OFF PRIOR TO ANY DEMOLITION WORK.
 - ALL DEMOLITION DEBRIS SHALL BE PROPERLY DISPOSED OF IN ACCORDANCE WITH LOCAL REGULATIONS AND IN A MANNER THAT DOES NOT CREATE A HAZARD TO PUBLIC HEALTH OR SAFETY.
 - THE CONTRACTOR SHALL TAKE ALL NECESSARY PRECAUTIONS TO PROTECT ADJACENT AREAS AND STRUCTURES FROM DAMAGE DURING THE DEMOLITION PROCESS.
 - THE CONTRACTOR SHALL PROVIDE ADEQUATE VENTILATION AND DUST CONTROL MEASURES TO MINIMIZE THE SPREAD OF DUST AND DEBRIS DURING DEMOLITION.
 - THE CONTRACTOR SHALL REMOVE ALL DEMOLISHED MATERIALS AND DEBRIS FROM THE PROJECT SITE ON A DAILY BASIS TO MAINTAIN A CLEAN AND SAFE WORK ENVIRONMENT.
 - UPON COMPLETION OF THE DEMOLITION WORK, THE CONTRACTOR SHALL LEAVE THE SITE IN A CLEAN, SAFE, AND STABLE CONDITION.
 - ALL WORK SHALL BE PERFORMED BY LICENSED AND INSURED CONTRACTORS IN ACCORDANCE WITH INDUSTRY STANDARDS AND BEST PRACTICES

① MAR SIN BARRERAS - FLOORPLAN
1/8" = 1'-0"

PROFESSIONAL SEAL:



M2A GROUP, PSC

ING. MANUEL BERMUDEZ PAGAN
LICENSE: 18572
800 AV. BOQUERON, SUITE 205
SAN JUAN, PR 00925
TEL: (939) 338-2121

IMPROVEMENTS TO VILLAS 1 &
ADMINISTRATIVE OFFICE BUILDING





















































































Balneario Público de Boqueron, PR

ISSUE DATE:
03/13/23

MAR SIN
BARRERAS -
EXISTING
STRUCTURE (BID
ALTERNATE)

A-103

Scale As indicated

VILLAS 1 - EXTERIOR			VILLAS 1 - INTERIOR			EXTERIOR - VILLAS 1 BUILDING COMPLEX											
1		DUCHA EXTERIOR	16		REEMPLAZAR LETRERO DE UNIDAD DE APARTAMENTO	31		VISTA INTERIOR BAÑO	46		DETECTOR DE HUMO	1		"HOUSING" DE UNIDAD DE AIRE ACONDICIONADO A SER REEMPLAZADA	16		LAVAR A PRESION PAREDES EXTERIOR. PINTAR ALEROS.
2		VARANDA EN MADERA A SER RE-CONDICIONADA	17		PUERTA LATERAL PRIMER NIVEL DE ALUMINIO	32		LAVAMANO DE BAÑO	47		MUEBLE Y GAVINETES DE COCINA EN MADERA CON TOPE DE AZULEJOS	2		ESCALERA EXTERIOR	17		LAVAR A PRESION PAREDES EXTERIOR. PINTAR ALEROS.
3		VISTA DE TERRAZA EXTERIOR PRIMER NIVEL	18		PISO DE APARTAMENTO TIPOICO INTERIOR	33		LLAVES DE DUCHA	48		VISTA SALA / COCINA	3		REEMPLAZAR AZULEJOS EN MURO DE ENTRADA / JARDINERA	18		LAVAR A PRESION PAREDES EXTERIOR. PINTAR ALEROS.
4		VISTA DE TECHO EN MADERA DE TERRAZA EXTERIOR	19		TABLILLAS EN MADERA	34		CABEZAL DE DUCHA	49		MUEBLE Y GAVINETES DE COCINA EN MADERA CON TOPE DE AZULEJOS	4		"HOUSING" DE UNIDAD DE AIRE ACONDICIONADO A SER REEMPLAZADA	19		PARTE POSTERIOR. TECHO CON TEJAS DE ASFALTO.
5		VISTA DE TECHO EN MADERA DE TERRAZA EXTERIOR	20		VISTA DE CUARTO INTERIOR	35		EXTRACTOR DE AIRE EN BAÑO	50		MUEBLE Y GAVINETES DE COCINA EN MADERA CON TOPE DE AZULEJOS	5		REEMPLAZAR TAPA DE REGISTRO	20		LAVAR A PRESION PAREDES DE BLOQUES.
6		TECHO EN MADERA DE TERRAZA EXTERIOR	21		CLOSET CON TABLILLAS EN MADERA DE HABITACION	36		RECEPTACULO EN BAÑO	51		VISTA DE SALA	6		DUCHA EXTERIOR EN ENTRADA	21		PARTE POSTERIOR. TECHO CON TEJAS DE ASFALTO.
7		TECHO EN MADERA DE TERRAZA EXTERIOR	22		HABITACION INTERIOR	37		TECHO INTERIOR	52		MUEBLE DE TOPE DE COCINA	7		REEMPLAZAR AZULEJOS EN MURO DE ENTRADA / JARDINERA	22		TERRAZA EXTERIOR
8		LETRERO EN TERRAZA EXTERIOR	23		OPERADOR DE VENTANA	38		PINTURA INTERIOR AFECTADA POR FILTRACION	53		MUEBLE Y GAVINETES DE COCINA EN MADERA CON TOPE DE AZULEJOS	8		REEMPLAZAR AZULEJOS EN MURO DE ENTRADA / JARDINERA	23		PARTE POSTERIOR. TECHO CON TEJAS DE ASFALTO.
9		VENTANAS DE CELOSIAS TIPO 2' X 2'	25		VENTANA TIPO 2' X 2'	39		LITERA DE DOS PLAZAS TIPO "TWIN"	54		MUEBLE EN MADERA DEBAJO DE TOPE	9		LAVAR A PRESION PAREDES EXTERIOR	25		PARTE POSTERIOR. TECHO CON TEJAS DE ASFALTO.
10		CANAL DE PUERTAS CORREDIZA PRIMER NIVEL	25		SELLAR FILTRACION A TRAVES DE VENTANA	40		LITERA DE DOS PLAZAS TIPO "TWIN"	55		PLOMERIA DEBAJO DE FREGADERO	10		LAVAR A PRESION PAREDES EXTERIOR	25		LAVAR A PRESION PAREDES DE BLOQUES.
11		CANAL DE PUERTAS CORREDIZA PRIMER NIVEL	26		TECHO INTERIOR	41		HABITACION CON DOS LITERAS DE DOS PLAZAS TIPO "TWIN"	56		PANEL ELECTRICO	11		ESCALERA - FALTA SECCION DE "GUARD RAIL"	26		LAVAR A PRESION PAREDES DE BLOQUES.
12		PISO EN HORMIGON DE TERRAZA EXTERIOR	27		TABLILLAS EN MADERA EN HABITACION	42		HABITACION CON DOS LITERAS DE DOS PLAZAS TIPO "TWIN"	55		LUMINARIAS DE TECHO AREA DE SALA / COCINA	12		ESCALERA EXTERIOR	27		LAVAR A PRESION PAREDES DE BLOQUES.
13		DUCHA EXTERIOR	28		ZOCALO EN MADERA A SER REMOVIDO	43		VENTANA TIPO 2' X 2'	56		LUMINARIA DE TECHO	13		REPARAR ACERAS			
14		DUCHA EXTERIOR	29		PUERTA EN MADERA CON DAÑOS POR FILTRACION DE AGUA	44		LUMINARIA INTERIOR	57		TECHO MOSTRANDO DAÑO POR FILTRACION						
15		PISO EN HORMIGON DE TERRAZA EXTERIOR	30		DETECTOR DE HUMO	45		PARED DE MADERA EN BAÑO									

NOTE:

PHOTOS ARE FOR REFERENCE USE ONLY. CONTRACTOR SHALL BE RESPONSIBLE FOR VERIFYING EXISTING CONDITIONS ON SITE.

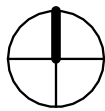
NOTE:
PHOTOS ARE FOR REFERENCE USE ONLY. CONTRACTOR SHALL BE RESPONSIBLE FOR VERIFYING EXISTING CONDITIONS ON SITE.

PROFESSIONAL SEAL:



M2A GROUP, PSC

ING. MANUEL BERMUDEZ PAGAN
LICENSE: 18772
800 W. BOULEVARD
CONDOVICK CENTER, SUITE D-305
SAN JUAN, PR 00925
TEL: (939) 338-2121



IMPROVEMENTS TO VILLAS 1 &
ADMINISTRATIVE OFFICE BUILDING

Baño Público de Boqueron, PR

PROJECT NO.








































































ISSUE DATE:
03/13/23

PHOTOS - VILLAS1

A-201

Scale 6" = 1'-0"

NOTE:
PHOTOS ARE FOR REFERENCE USE ONLY. CONTRACTOR SHALL
BE RESPONSIBLE FOR VERIFYING EXISTING CONDITIONS ON SITE.

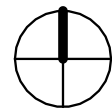
OFFICE BUILDING - EXTERIOR			OFFICE BUILDING - INTERIOR			OFFICE BUILDING - GARAGE								
1		ENTRADA PRINCIPAL	16		TECHO INTERIOR	31		RESANAR Y PINTAR PAREDES INTERIORES	46		REEMPLAZAR LUMINARIAS AFECTADAS TIPO 2' X 4'	57		GENERADOR ELECTRICO
2		PARTE POSTERIOR	17		PUERTAS EN CRISTAL DE ENTRADA	32		RESANAR Y PINTAR TECHOS INTERIORES	47		REEMPLAZAR PLAFONES TIPO 2' X 4'	58		HOUSING DE GENERADOR ELECTRICO DETERIORADO
3		RESANAR Y PINTAR PAREDES EXTERIORES	18		REEMPLAZAR PUERTA DE CRISTAL	33		RESANAR Y PINTAR TECHOS INTERIORES	48		REEMPLAZAR LUMINARIAS AFECTADAS TIPO 2' X 4'	59		PLACA DE GENERADOR ELECTRICO
4		RESANAR Y PINTAR PAREDES EXTERIORES	19		INTERIOR AREA DE RECEPCION	34		RESANAR Y PINTAR PAREDES INTERIORES	49		REEMPLAZAR LUMINARIAS AFECTADAS TIPO 2' X 4'	60		PLACA DE GENERADOR ELECTRICO
5		RESANAR Y PINTAR PAREDES EXTERIORES	20		INTERIOR AREA DE RECEPCION	35		REEMPLAZAR LUMINARIAS AFECTADAS TIPO 2' X 4'	50		REEMPLAZAR PLAFONES TIPO 2' X 4'	61		REPARAR VERJA ESLABONADA - GENERADOR ELECTRICO
6		RESANAR Y PINTAR PAREDES EXTERIORES	21		INTERIOR AREA DE RECEPCION. REEMPLAZAR "SCREEN DE VENTANA"	36		REEMPLAZAR LUMINARIAS AFECTADAS TIPO 2' X 4'	51		REEMPLAZAR PLAFONES TIPO 2' X 4'	62		REPARAR VERJA ESLABONADA - GENERADOR ELECTRICO
7		RESANAR Y PINTAR TECHO EN ENTRADA PRINCIPAL	22		INTERIOR AREA DE RECEPCION	37		REEMPLAZAR PLAFONES TIPO 2' X 4'	52		REEMPLAZAR LUMINARIAS AFECTADAS TIPO 2' X 4'	63		HOUSING DE GENERADOR ELECTRICO DETERIORADO
8		REEMPLAZAR SECCIONES AFECTADAS DE TECHO EN ENTRADA	23		INTERIOR AREA DE RECEPCION	38		REEMPLAZAR PLAFONES TIPO 2' X 4'	53		CUARTO DE MAQUINAS A/C	64		HOUSING DE GENERADOR ELECTRICO DETERIORADO
9		REEMPLAZAR SECCIONES AFECTADAS DE TECHO EN ENTRADA	25		RESANAR Y PINTAR TECHO INTERIOR	39		REEMPLAZAR PLAFONES TIPO 2' X 4'	54		MAQUINA DE A/C	65		GARAJE POSTERIOR
10		RESANAR Y PINTAR PAREDES EXTERIORES	25		REEMPLAZAR TECHOS EN GYPSUM AFECTADOS	40		REEMPLAZAR PLAFONES TIPO 2' X 4'	55		PANEL DE ALARMA	66		GARAJE POSTERIOR
11		RESANAR Y PINTAR PAREDES EXTERIORES	26		BAÑOS	41		REEMPLAZAR PLAFONES TIPO 2' X 4'	56		PANEL DE ALARMA	67		RESANAR Y PINTAR PAREDES EXTERIORES
12		RESANAR Y PINTAR PAREDES EXTERIORES	27		BAÑOS	42		REEMPLAZAR PLAFONES TIPO 2' X 4'				68		RESANAR Y PINTAR PLAFON DE GARAJE. REEMPLAZAR LUMINARIAS.
13		RESANAR Y PINTAR PAREDES EXTERIORES	28		BAÑOS	43		PUERTA INTERIOR				69		REPARAR PLAFON
14		REEMPLAZAR SECCIONES AFECTADAS DE TECHO EN ENTRADA	29		REEMPLAZAR PLAFONES 2' X 4	44		AREA DE LOCKERS				70		GARAJE
15		REEMPLAZAR SECCIONES AFECTADAS DE TECHO EN ENTRADA	30		REEMPLAZAR PLAFONES 2' X 4	45		RESANAR Y PINTAR				71		PHOTO DESCRIPTION

PROFESSIONAL SEAL:



M2A GROUP, PSC

ING. MANUEL BERMUDEZ PAGAN
LICENSE: 18772
800 W. RIVERA
CONDOR CENTER, SUITE D-305
SAN JUAN, PR 00925
TEL: (939) 338-2121



IMPROVEMENTS TO VILLAS 1 &
ADMINISTRATIVE OFFICE BUILDING

Balneario Publico de Boqueron, PR

PROJECT NO.

ISSUE DATE:
03/13/23

PHOTOS -
ADMINISTRATIVE
OFFICES
BUILDING

A-202

Scale 6" = 1'-0"