

Main L/R **Q-Series flown** **Load OK** **48% of load limit**

Array settings

Position x:	5.8 ft	Position y:	22.2 ft
Frame height front:	19.0 ft	No. of Q-SUB	0
Horizontal aiming:	16.0 °	No. of Q1	10
Frame angle:	11.0 °	No. of Q7	0
Delay (abs.):	5.0 ms		

TOPs

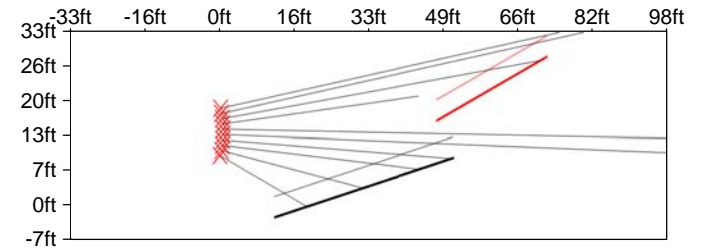
CUT: **On** CPL: **-7**

Cab.	Line/Arc	Level/dB	HFC		Abs.:	Splay:
1	Arc	2.0	--	Q1	11.0 °	0.0 °
2	Arc	2.0	--	Q1	11.0 °	0.0 °
3	Arc	0.0	--	Q1	9.0 °	2.0 °
4	Arc	0.0	--	Q1	7.0 °	2.0 °
5	Arc	0.0	--	Q1	-1.0 °	8.0 °
6	Arc	0.0	--	Q1	-2.0 °	1.0 °
7	Arc	0.0	--	Q1	-4.0 °	2.0 °
8	Arc	0.0	--	Q1	-6.0 °	2.0 °
9	Arc	0.0	--	Q1	-13.0 °	7.0 °
10	Arc	0.0	--	Q1	-27.0 °	14.0 °

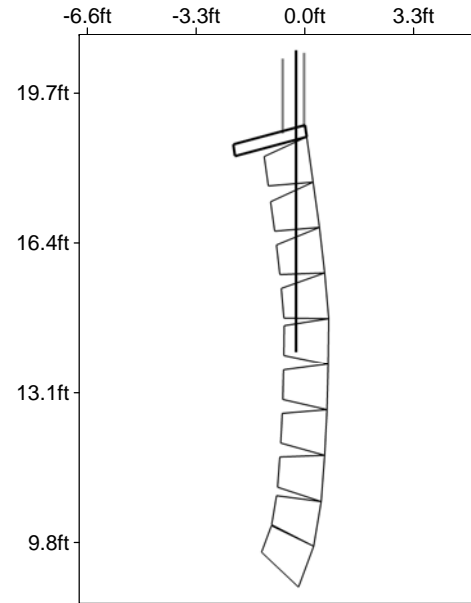
Load

Load OK **48% of load limit**
 within BGV-C1 limits
 Total mass: **538 lbs**
 Height of lowest edge: **8.84 ft**

Main L/R: Profile at 16° aiming

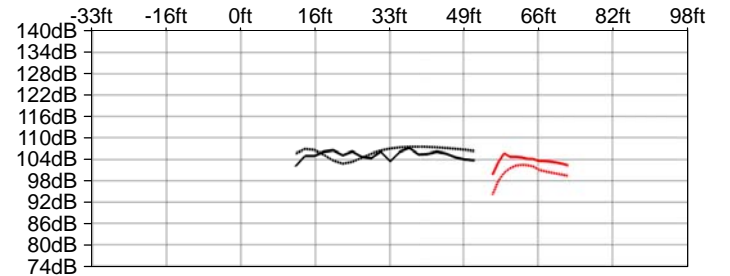


Array view



| center of gravity | pickpoints

Direct sound level vs. distance / dB SPL



Signal selection

Level (dBU): **0.0**
 Curve 1: **2000 Hz**
 Curve 2: **250 Hz**

Air absorption

On / Off: **On**
 Temperature: **68 °F**
 Humidity: **std - 60%**

Comment

Based on re-measurement of Sala Drama by CD & RH

Pickpoints

	Rear	Front	Distance	Single
X:	5.15 ft	5.77 ft	0.62 ft	5.54 ft
Y:	-22.39 ft	-22.21 ft	0.18 ft	-22.28 ft
Load:	201 lbs	337 lbs		538 lbs
Pickpoint hole:	9	1		4.0
Position:				0.3 ft